



Polytechnic of Namibia
Enrollment Report 2005



Polytechnic of Namibia

Enrollment Report 2005



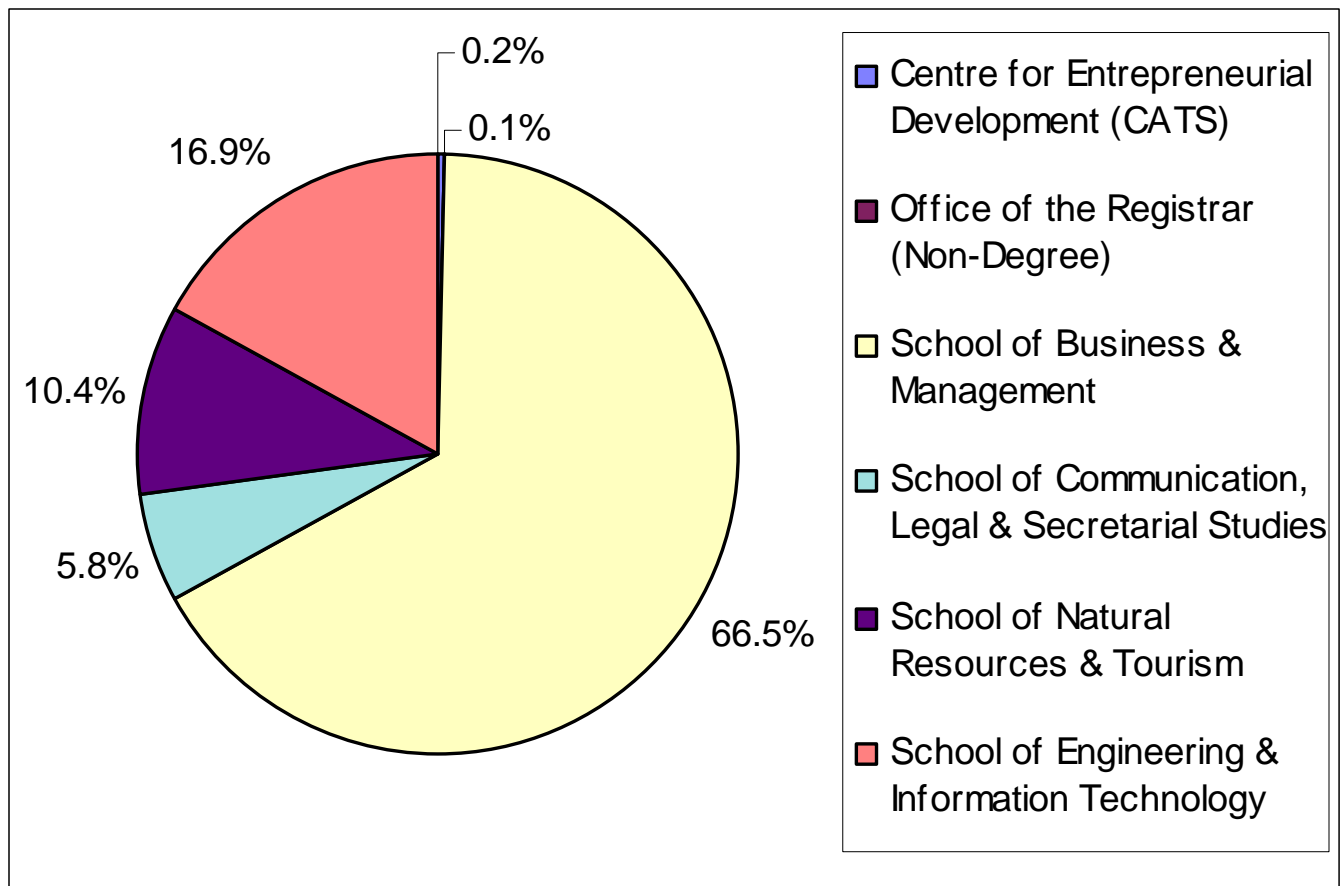
The following enrollment statistics were recorded on April 30th 2005. Demographic data is linked to information recorded on the ITS system at the time of registration.

Enrollment figures do not include registrations that were cancelled before the census date of April 30th, 2005.



Enrollment per Faculty

Faculty School Name	Total	Percent of Total
Centre for Entrepreneurial Development (CATS)	13	0.22%
Office of the Registrar (Non-Degree)	7	0.12%
School of Business & Management	3983	66.54%
School of Communication, Legal & Secretarial Studies	348	5.81%
School of Natural Resources & Tourism	625	10.44%
School of Engineering & Information Technology	1010	16.87%
Grand Total	5986	
Total Enrollment from Academic Faculties	5966	

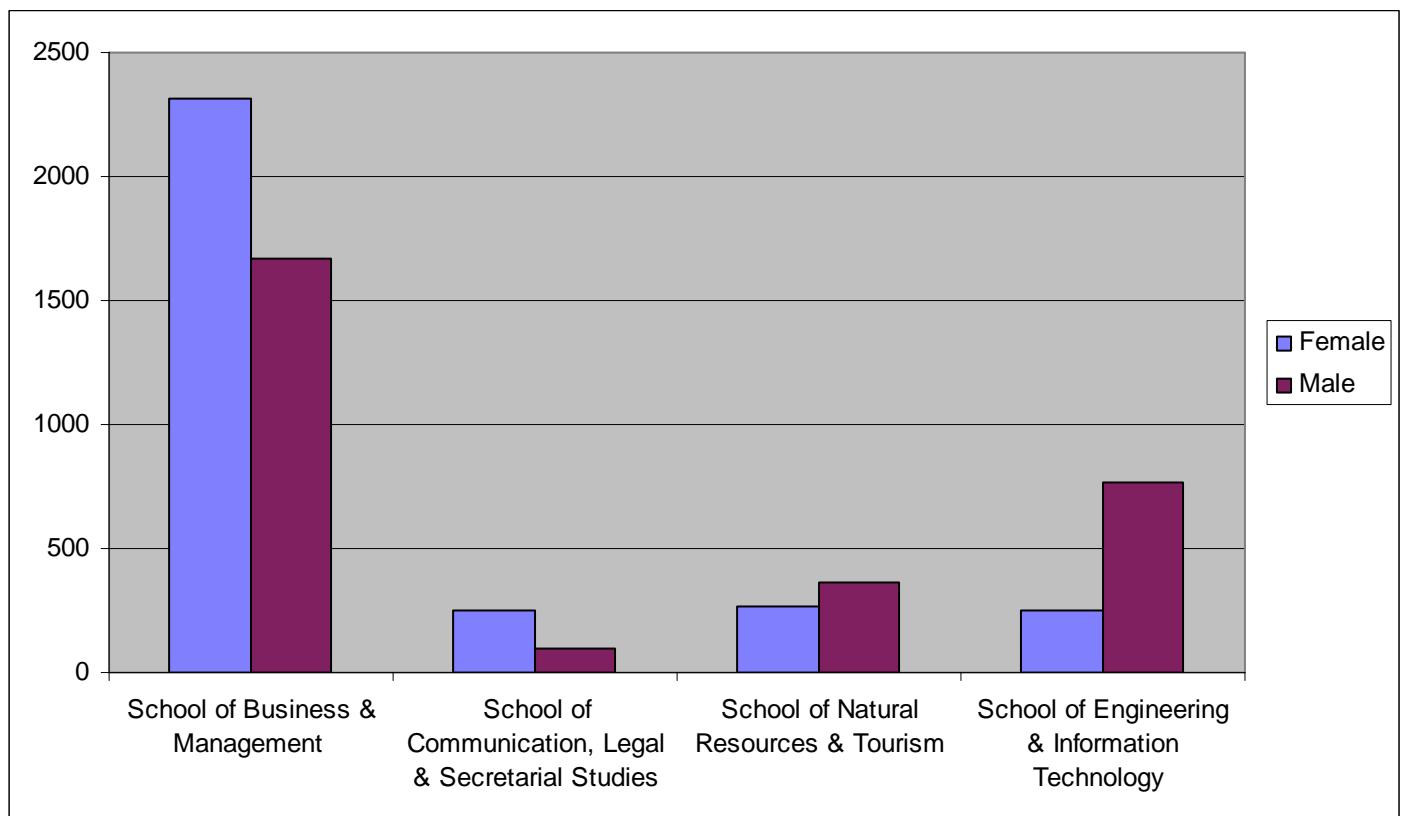




Enrollment per Faculty and Gender

Faculty School Name	Female	Male	Grand Total	Percent of Females	Percent of Males
Office of the Rector	4	9	13	30.77%	69.23%
Office of the Registrar	4	3	7	57.14%	42.86%
School of Business & Management	2314	1669	3983	58.10%	41.90%
School of Communication, Legal & Secretarial Studies	251	97	348	72.13%	27.87%
School of Natural Resources & Tourism	264	361	625	42.24%	57.76%
School of Engineering & Information Technology	246	764	1010	24.36%	75.64%
Grand Total	3083	2903	5986	51.50%	48.50%
Grand Enrollment from Academic Faculties	3075	2891	5966	51.54%	48.46%

Enrollment per Faculty and Gender - Academic Schools Only

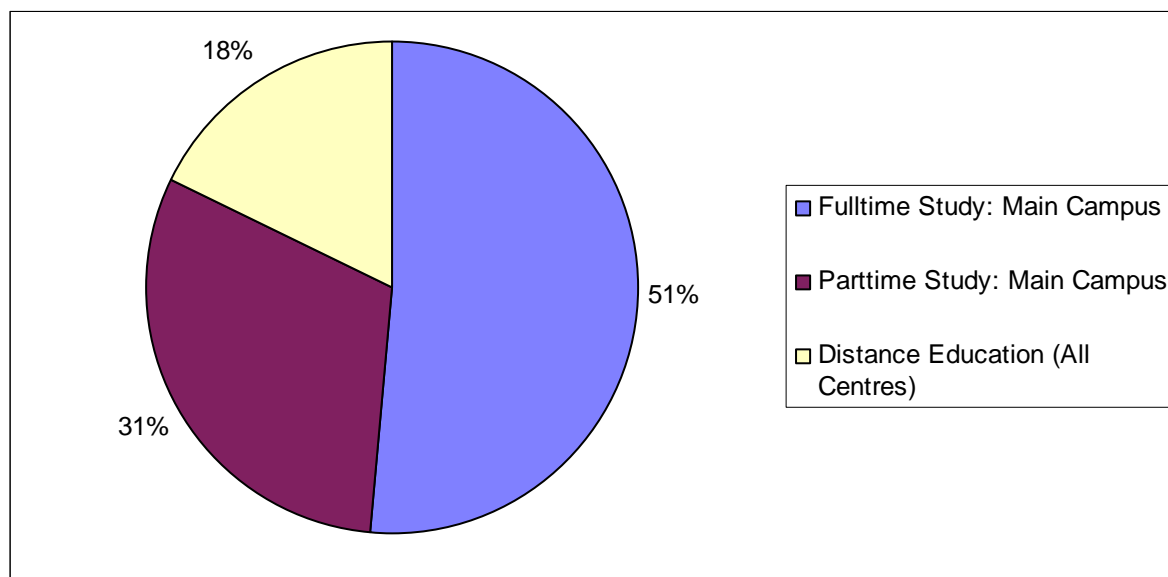




Enrollment per Offering Type

Offering Type	Female	Male	Grand Total	Percent
Fulltime Study: Main Campus	1385	1684	3069	51.27%
Parttime Study: Main Campus	1117	744	1861	31.09%
Distance Education (All Centres)	581	475	1056	17.64%
	3083	2903	5986	

Offering Type	Female	Male	Grand Total	Percent
Fulltime Study: Main Campus	1385	1684	3069	51.27%
Parttime Study: Main Campus	1117	744	1861	31.09%
Distance Education: Main Campus	345	270	615	10.27%
Distance Education:Gobabis	21	7	28	0.47%
Distance Education:Katima	20	17	37	0.62%
Distance Education:Keetmans	19	27	46	0.77%
Distance Education:Khorixas	1	5	6	0.10%
Distance Education:Oshakati	76	37	113	1.89%
Distance Education:Otjiwarongo	12	27	39	0.65%
Distance Education:Rundu	16	21	37	0.62%
Distance Education:Swakopmund	41	44	85	1.42%
Distance Education:Tsumeb	30	20	50	0.84%
Grand Total	3083	2903	5986	





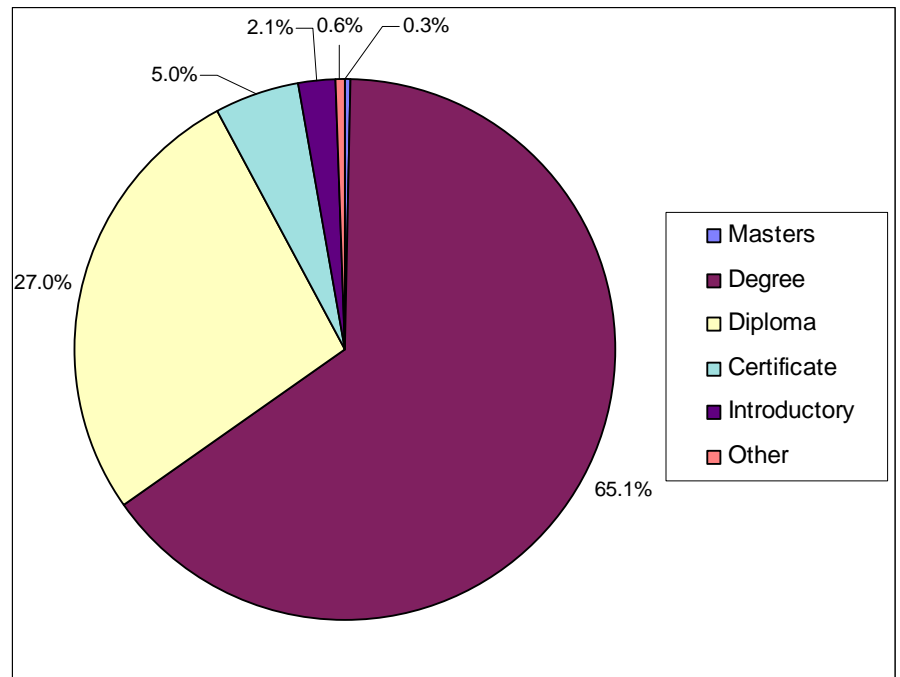
Enrollment by Qualification Type

Faculty School Name	Qualification Type	Total	Percent
Office of the Rector	Certificate	13	0.22%
Office of the Registrar	Other	7	0.12%
School of Business & Management	Degree	3302	55.16%
	Diploma	651	10.88%
	Other	30	0.50%
School of Communication, Legal & Secretarial Studies	Diploma	348	5.81%
School of Natural Resources & Tourism	Degree	276	4.61%
	Diploma	288	4.81%
School of Engineering & Information Technology	Certificate	61	1.02%
	Masters	15	0.25%
	Degree	316	5.28%
	Diploma	331	5.53%
	Certificate	225	3.76%
	Introductory	123	2.05%
Grand Total		5986	

Overall Enrollment by Qualification Type

Qualification	Total	Percent
Masters	15	0.25%
Degree	3894	65.05%
Diploma	1618	27.03%
Certificate	299	4.99%
Introductory	123	2.05%
Other	37	0.62%
Grand Total	5986	

* Indicates non-degree purpose students





Undergraduate Enrollment by Period of Study per Faculty

Faculty School Name	Period Of Study	Female	Male	Grand Total
Office of the Rector	1st Year	4	9	13
Office of the Registrar	1st Year	4	3	7
School of Business & Management	1st Year	808	637	1445
	2nd Year	617	423	1040
	3rd Year	550	384	934
	4th Year	339	225	564
School of Communication, Legal & Secretarial Studies	1st Year	78	35	113
	2nd Year	82	26	108
	3rd Year	91	36	127
School of Natural Resources & Tourism	1st Year	99	154	253
	2nd Year	64	78	142
	3rd Year	71	76	147
	4th Year	30	53	83
School of Engineering & Information Technology	Bridging	16	107	123
	1st Year	72	200	272
	2nd Year	79	225	304
	3rd Year	56	170	226
	4th Year	20	50	70
Grand Total		3080	2891	5971

Postgraduate Enrollment by Period of Study per Faculty

Faculty School Name	Period Of Study	Female	Male	Grand Total
School of Engineering & Information Technology	5th Year	3	12	15
Grand Total		3	12	15



Enrollment by FTEN Status per Faculty

Faculty School Name	FTEN Status This Year	Female	Male	Grand Total
Office of the Rector	First Time Entry Student	4	9	13
Office of the Registrar	First Time Entry Student	3	2	5
	Normal Student	1	1	2
School of Business & Management	Entering Student	390	274	664
	First Time Entry Student	595	490	1085
	Normal Student	1329	905	2234
School of Communication, Legal & Secretarial Studies	Entering Student	17	5	22
	First Time Entry Student	57	27	84
	Normal Student	177	65	242
School of Natural Resources & Tourism	Entering Student	64	130	194
	First Time Entry Student	89	134	223
	Normal Student	111	97	208
School of Engineering & Information Technology	Entering Student	83	184	267
	First Time Entry Student	66	242	308
	Normal Student	97	338	435
Grand Total		3083	2903	5986

Normal Student - Returning to same qualification as previous year

Entering Student - Registered for a new qualification but not new to the institution

First Time Entry Student - New to the institution

Staff/Students Recorded on April 30th, 2005

Faculty School Name	Total	Staff	Student/Staff	Ratio
School of Business & Management	3983	71	56.10	1:56
School of Communication	348	50	6.96	1:6
School of Engineering & Information Technology	1010	92	10.98	1:10
School of Natural Resources & Tourism	625	47	13.30	1:13
Grand Total	5966	260	22.95	1:22

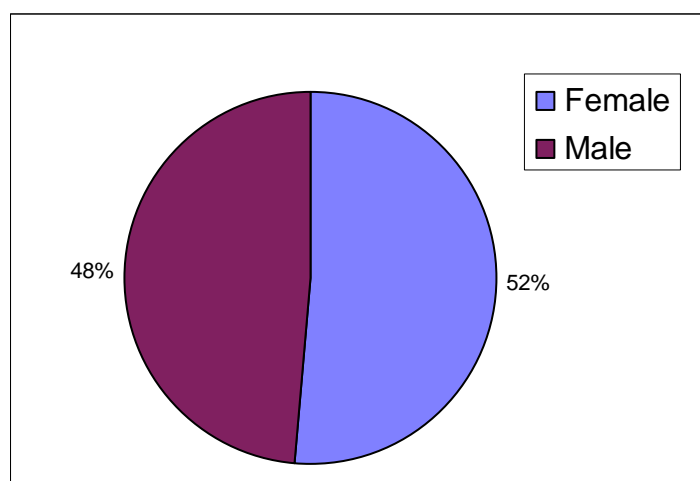
* An additional 208 academic staff are involved with marking, invigilating, and moderating tests and courses.

* An additional 9 academic staff are involved delivering short courses for the CED



Gender

Gender	Total
Female	3083
Male	2903
Grand Total	5986



Citizenship

Citizenship	Total	Percent Of Total
Angola	102	1.70%
Botswana	13	0.22%
Burundi	1	0.02%
Cape Verde	1	0.02%
Chad	1	0.02%
China	2	0.03%
Congo	11	0.18%
Countries In Asia	5	0.08%
Countries In Europe	3	0.05%
Ethiopia	1	0.02%
Kenya	3	0.05%
Malawi	3	0.05%
Namibia	5722	95.59%
Nigeria	6	0.10%
Philippines	1	0.02%
Rwanda	2	0.03%
R.S.A	14	0.23%
Swaziland	1	0.02%
Tanzania	5	0.08%
Uganda	2	0.03%
Zambia	13	0.22%
Zimbabwe	16	0.27%
Other African Countries	14	0.23%
Not Available	42	0.70%
Other	2	0.03%
Grand Total	5986	0.00%

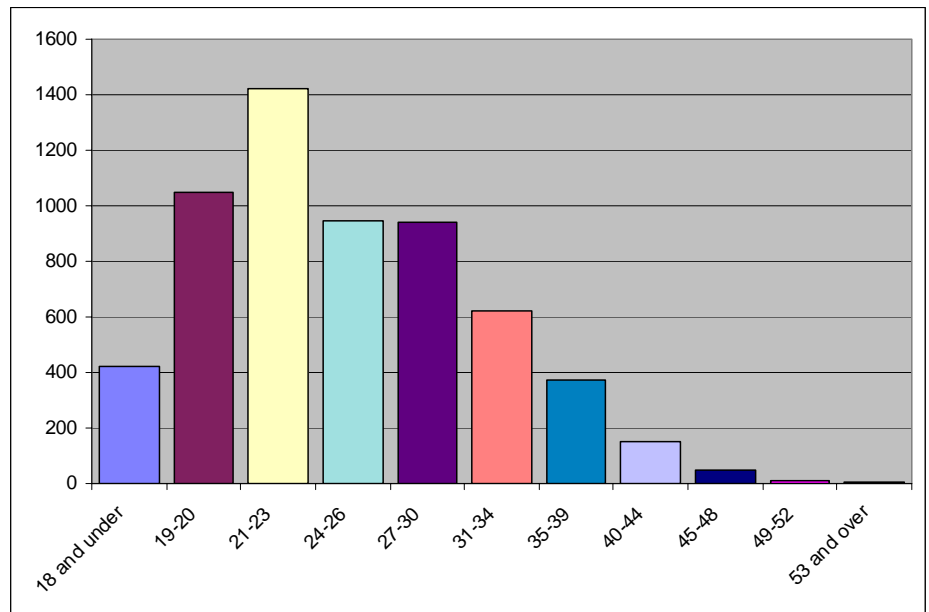


Marital Status

Marital Status	Total	Percent of Total
Single	5435	90.80%
Married	492	8.22%
Widowed	8	0.13%
Divorced	12	0.20%
Not Available	39	0.65%
Grand Total	5986	

Age Range

Age	Total	Percent
18 and under	423	7.07%
19-20	1051	17.56%
21-23	1419	23.71%
24-26	944	15.77%
27-30	939	15.69%
31-34	621	10.37%
35-39	375	6.26%
40-44	149	2.49%
45-48	46	0.77%
49-52	13	0.22%
53 and over	6	0.10%
	5986	100.00%





Age Statistics per Faculty

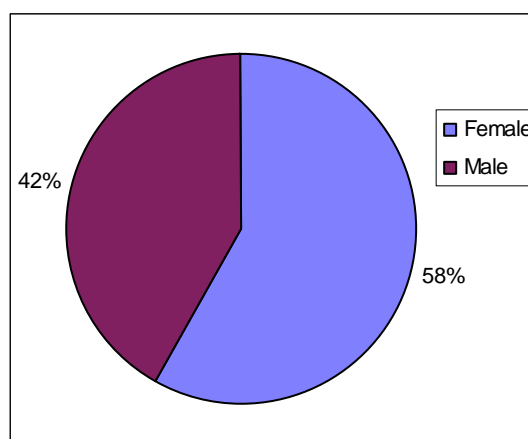
Faculty School Name	Data	Total
Office of the Rector	Average Age	26
	Youngest Student	20
	Oldest Student	40
	Standard Deviation	7
Office of the Registrar	Average Age	20
	Youngest Student	18
	Oldest Student	22
	Standard Deviation	2
School of Business & Management	Average Age	26
	Youngest Student	16
	Oldest Student	60
	Standard Deviation	6
School of Communication, Legal & Secretarial Studies	Average Age	28
	Youngest Student	17
	Oldest Student	55
	Standard Deviation	7
School of Natural Resources & Tourism	Average Age	23
	Youngest Student	16
	Oldest Student	50
	Standard Deviation	6
School of Engineering & Information Technology	Average Age	23
	Youngest Student	16
	Oldest Student	50
	Standard Deviation	5
Total Average Age		25
Total Youngest Student		16
Total Oldest Student		60
Total Standard Deviation		6



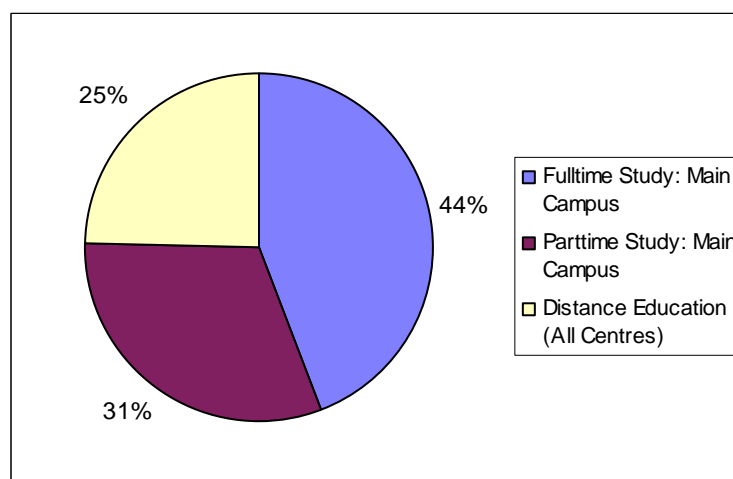
School of Business Management

Faculty	Department	Female	Male	Total
School of Business & Management	Accounting & Finance	641	426	1067
	Business Management	1301	886	2187
	Economics	122	113	235
	Public Management	250	244	494
Total		2314	1669	3983

Gender	Total	Percent
Female	2314	58.10%
Male	1669	41.90%



Offering Type	Total
FULLTIME STUDY: MAIN CAMPUS	2515
PARTTIME STUDY: MAIN CAMPUS	1759
DISTANCE EDUCATION: MAIN CAMPUS	785
DISTANCE EDUCATION:GOBABIS	32
DISTANCE EDUCATION:KATIMA	45
DISTANCE EDUCATION:KEETMANS	67
DISTANCE EDUCATION:KHORIXAS	7
DISTANCE EDUCATION:OSHAKATI	211
DISTANCE EDUCATION:OTJIWARONGO	48
DISTANCE EDUCATION:RUNDU	57
DISTANCE EDUCATION:SWAKOPMUND	102
DISTANCE EDUCATION:TSUMEB	50
	5678





School of Business & Management Enrollment Summary (Full & Part Time)

Qualification	Full Time								Part Time							
	Year 1		Year 2		Year 3		Year 4		Year 1		Year 2		Year 3		Year 4	
	Female	Male	Female	Male	Female	Male	Female	Male	Female	Male	Female	Male	Female	Male	Female	Male
23BACF	97	81	117	82	36	46	16	15	72	37	60	29	44	26	81	51
22BBAD	81	46	66	42	47	37			46	38	42	25	34	18	78	34
23BECO	75	70	1	1					21	23						
21BHRM	83	46	64	37	41	38			41	38	44	23	57	20	89	59
21BMAR	41	41	29	28	25	34			25	16	13	11	21	17	25	30
24BPMA	32	52	28	31	15	20	11	10	14	14	12	13	11	9	32	23
22DHAN					2	1					1	1	21	8		
23DACF																
22DBAD	1															
21DHRM																
21DMAR																
70DPUB																
999NDP	5	2							6	8						



School of Business & Management Enrollment Summary (Distance Studies)

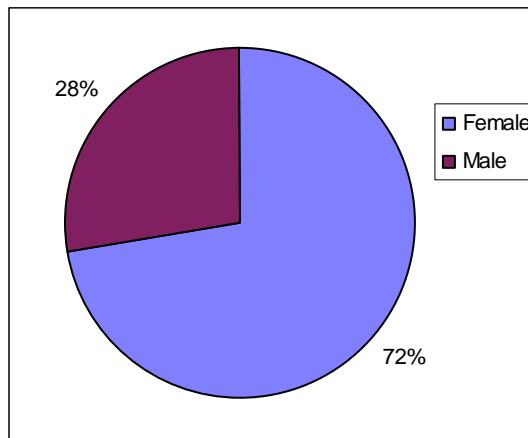
Qualification	Distance							
	Year 1		Year 2		Year 3		Year 4	
	Female	Male	Female	Male	Female	Male	Female	Male
23BACF	1							
22BBAD	13	5	12	6	13	7		
24BPMA	13	13	24	18	51	38	7	3
22DHAN				1	25	13		
23DACF	53	25	32	28	32	6		
22DBAD	16	14	15	8	13	3		
21DHRM	56	54	50	33	38	24		
21DMAR	13	10	5	6	15	14		
70DPUB			2		8	4		
999NDP	3	4			1	1		



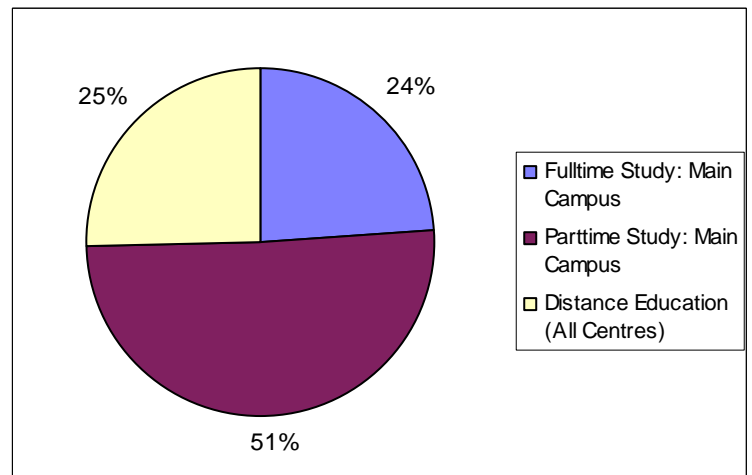
School of Communication, Legal and Secretarial Studies

Faculty	Department	Female	Male	Total
School of Communication, Legal & Secretarial Studies	Legal Studies	19	52	71
	Media Technology	38	29	67
	Secretarial Studies	194	16	210
Total		251	97	348

Gender	Total	Percent
Female	251	72.13%
Male	97	27.87%



Offering Type	Total
FULLTIME STUDY: MAIN CAMPUS	83
PARTTIME STUDY: MAIN CAMPUS	177
DISTANCE EDUCATION: MAIN CAMPUS	63
DISTANCE EDUCATION:GOBABIS	1
DISTANCE EDUCATION:KATIMA	1
DISTANCE EDUCATION:KEETMANS	5
DISTANCE EDUCATION:OSHAKATI	7
DISTANCE EDUCATION:OTJIWARONGO	2
DISTANCE EDUCATION:RUNDU	3
DISTANCE EDUCATION:SWAKOPMUND	3
DISTANCE EDUCATION:TSUMEB	3
	348





School of Communication Enrollment Summary

Qualification	Full Time						Part Time					
	Year 1		Year 2		Year 3		Year 1		Year 2		Year 3	
	Female	Male	Female	Male	Female	Male	Female	Male	Female	Male	Female	Male
25DJCT							17	8	13	15	8	6
25DIAD	27	9	23	4	19	1	24		44		41	1

School of Communication Enrollment Summary (Distance Studies)

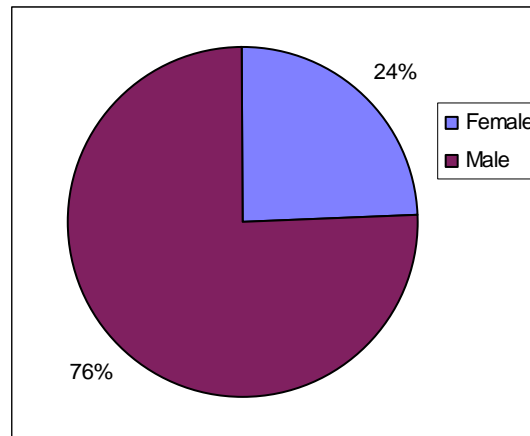
Qualification	Distance					
	Year 1		Year 2		Year 3	
	Female	Male	Female	Male	Female	Male
25DIAD					16	1
70DPOL	10	18	2	7	7	27



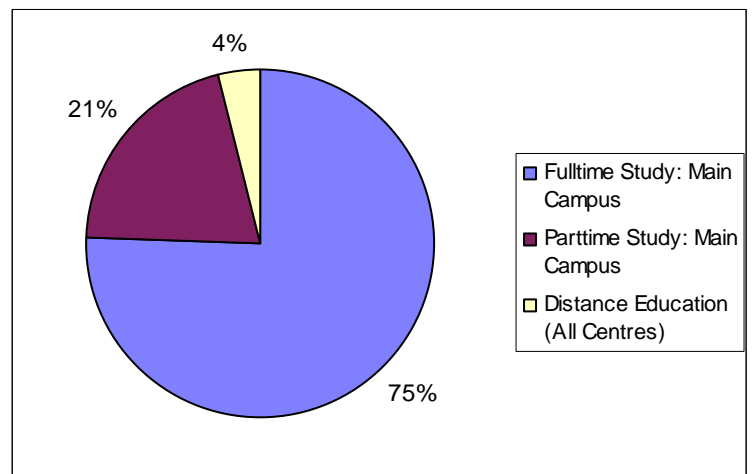
School of Engineering and Information Technology

Faculty	Department	Female	Male	Total
School of Engineering & Information Technology	Civil Engineering	10	86	96
	Electrical Engineering	34	192	226
	Electronic Engineering	16	60	76
	Mechanical Engineering	7	53	60
	Technical Education & Training	20	64	84
	Information Technology	159	309	468
Total		246	764	1010

Gender	Total	Percent
Female	246	24.36%
Male	764	75.64%



Offering Type	Total
FULLTIME STUDY: MAIN CAMPUS	762
PARTTIME STUDY: MAIN CAMPUS	210
DISTANCE EDUCATION: MAIN CAMPUS	38
	1010





School of Engineering and Information Technology Enrollment Summary

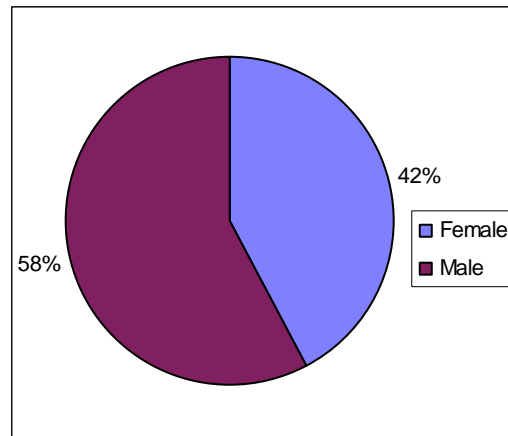
Qualification	Full Time								Part Time										Distance			
	0		Year 1		Year 2		Year 3		Year 1		Year 2		Year 3		Year 4		Year 5		Year 1		Year 2	
	F	M	F	M	F	M	F	M	F	M	F	M	F	M	F	M	F	M	F	M	F	M
35BMEC			1	15	2	19	1	11							3	8						
35BCIV					2	9	1	27														
35BCUR															4	11						
80BIFT															1							
80BSDM																3						
80BBCO															7	12						
35BELL			5	12	1	17	8	27							2	4						
35BPEN			1	14	5	28	9	31							3	12						
35INES	16	107																				
80MIFT																	3	12				
35CPVT			6	11															6	16		
80DISA					17	47	7	23			12	15	5	14								
35DPVT			4	9																		
35DCPM			1	16																		
35HPVT					3	13															1	15
80CIFT			34	83					14	23												
80DSEN					6	14	2	9			3	4	5	7								
80DBCO					22	20	7	14			3	4	11	5								
35DCIV				1	2	20		2														



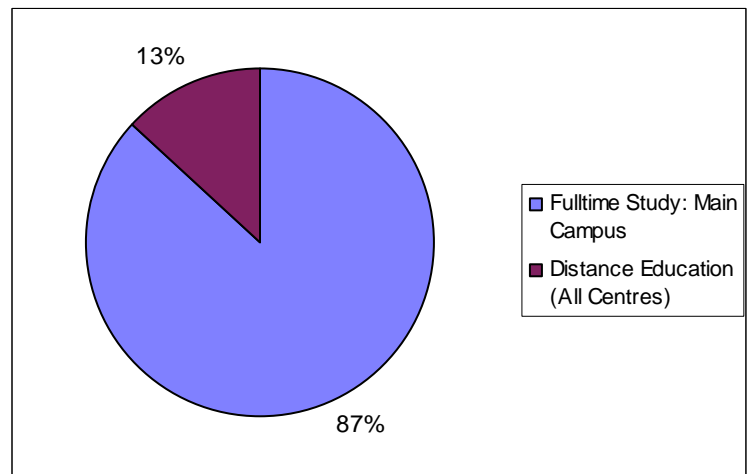
School of Natural Resources and Tourism

Faculty	Department	Female	Male	Total
School of Natural Resources & Tourism	Agriculture	45	112	157
	Hospitality & Tourism Management	103	55	158
	Land Management	78	106	184
	Nature Conservation	38	88	126
Total		264	361	625

Gender	Total	Percent
Female	264	42.24%
Male	361	57.76%



Offering Type	Total
FULLTIME STUDY: MAIN CAMPUS	544
DISTANCE EDUCATION: MAIN CAMPUS	35
DISTANCE EDUCATION:GOBABIS	2
DISTANCE EDUCATION:KATIMA	8
DISTANCE EDUCATION:KEETMANS	8
DISTANCE EDUCATION:KHORIXAS	2
DISTANCE EDUCATION:OSHAKATI	13
DISTANCE EDUCATION:OTJIWARONGO	4
DISTANCE EDUCATION:RUNDU	5
DISTANCE EDUCATION:SWAKOPMUND	4
	625





School of Natural Resources & Tourism Enrollment Summary

Qualification	Full Time								Distance			
	Year 1		Year 2		Year 3		Year 4		Year 1		Year 4	
	Female	Male	Female	Male	Female	Male	Female	Male	Female	Male	Female	Male
27BLMN							7	11				
70BLAN	13	37	11	27	12	23	2	2			20	37
27BNAT	9	19	6	25	10	19					7	17
27CNRM									1	2		
27IPIP									1	1		
27NEEC									5	8		
27DLAS	5	10	6	19	6	21						
27DLMN					4	8		1				
27CLMR	2											
27DHMN	25	9	9	10	15	4						
27DLUP	10	18	23	23	19	22						
27DLMR	9	8	8	10								
27DVEM	9	4	8	11		1						
27DTTM	25	16	18	14	29	21						



Centre for Open & Life Long Learning Enrollment Summary

School of Business & Management

Offering Type	22BBAD						22DBAD						23BACF	24BPMA							
	1		2		3		1		2		3		1	1		2		3		4	
	F	M	F	M	F	M	F	M	F	M	F	M	F	F	M	F	M	F	M	F	M
DISTANCE EDUCATION:MAIN CAMPUS	13	5	12	6	13	7	3	4	6	1	9	2	1	9	4	3	6	28	17	7	3
DISTANCE EDUCATION:GOBABIS							1		1		1				2		1	2	1		
DISTANCE EDUCATION:KATIMA							1		1			1		2		2	1	2	6		
DISTANCE EDUCATION:KEETMANS							3	1		1	1				1		2	1	4		
DISTANCE EDUCATION:KHORIXAS																1					
DISTANCE EDUCATION:OSHAKATI							5	2	4	2	1				1	7	1	11	3		
DISTANCE EDUCATION:OTJIWARONGO									1	2					1	4	2				
DISTANCE EDUCATION:RUNDU									2			1			1	1	3	2	3	3	
DISTANCE EDUCATION:SWAKOPMUND							2	5	1	1					1	1	2	1	4	3	
DISTANCE EDUCATION:TSUMEB							1		1	1						2	2	2		1	
Total	13	5	12	6	13	7	16	14	15	8	13	3	1	13	13	24	18	51	38	7	3

Offering Type	999NDP				23DACF						21DHRM						22DHAN			21DMAR						70DPUB		
	1		3		1		2		3		1		2		3		2	3	1		2		3		2	3		
	F	M	F	M	F	M	F	M	F	M	F	M	F	M	F	M	M	F	M	F	M	F	M	F	M	F	M	
DISTANCE EDUCATION:MAIN CAMPUS	3	3			27	13	20	13	25	6	24	20	26	16	25	15	1	20	13	6	7	2	3	12	12		4	4
DISTANCE EDUCATION:GOBABIS					3		1		2		3	1	1		3					1			1					
DISTANCE EDUCATION:KATIMA						1	1				3	1	1	1	1									1	2			
DISTANCE EDUCATION:KEETMANS						2	2	3			4	2	2	1						1			1	1				
DISTANCE EDUCATION:KHORIXAS				1								2																
DISTANCE EDUCATION:OSHAKATI					9	2		3	3		9	6	5	3	5			1		2	3	1	2				2	
DISTANCE EDUCATION:OTJIWARONGO					1	1	1	2			1	7	3	4		2						1						
DISTANCE EDUCATION:RUNDU					1	1	1		1		2	1	1	1	1	2							1					
DISTANCE EDUCATION:SWAKOPMUND					8	3	3	5	1		6	10	5	5	3	4			1		2			1				
DISTANCE EDUCATION:TSUMEB		1	1		4	2	3	2			4	4	6	2		1		3		1		1					2	

Polytechnic of Namibia

Enrollment Report 2005



School of Communication

Offering Type	25DIAD		70DPOL					
	3		1		2		3	
	F	M	F	M	F	M	F	M
DISTANCE EDUCATION:MAIN CAMPUS	16	1	7	15	1	3	3	17
DISTANCE EDUCATION:GOBABIS								1
DISTANCE EDUCATION:KATIMA			1					
DISTANCE EDUCATION:KEETMANS						2	1	2
DISTANCE EDUCATION:OSHAKATI			2		1		2	2
DISTANCE EDUCATION:OTJIWARONGO						1		1
DISTANCE EDUCATION:RUNDU				2				1
DISTANCE EDUCATION:SWAKOPMUND						1		2
DISTANCE EDUCATION:TSUMEB				1			1	1
Total	16	1	10	18	2	7	7	27

School of Engineering and Information Technology

Offering Type	35CPVT		35HPVT	
	1		2	
	F	M	F	M
DISTANCE EDUCATION:MAIN CAMPUS	6	16	1	15
Total	6	16	1	15

Polytechnic of Namibia

Enrollment Report 2005



School of Natural Resources & Tourism

	27BNAT		27CNRM		27NEEC		70BLAN		27IPIP	
	4		1		1		4		1	
Offering Type	F	M	F	M	F	M	F	M	F	M
DISTANCE EDUCATION	5	6	2	4	1		4	9	1	3
DISTANCE EDUCATION:GOBABIS							1	1		
DISTANCE EDUCATION:KATIMA					2	3	1	2		
DISTANCE EDUCATION:KEETMANS	1				2	1		4		
DISTANCE EDUCATION:KHORIXAS						2				
DISTANCE EDUCATION:OSHAKATI					3	2	3	5		
DISTANCE EDUCATION:OTJIWARONGO		2				1		1		
DISTANCE EDUCATION:RUNDU					1			4		
DISTANCE EDUCATION:SWAKOPMUND	1	3								
Total	7	11	2	4	9	9	9	26	1	3